

Semi Analytical Solution of Boundary-Layer Flow of a Micropolar Fluid through a Porous Channel

Mohammad Mehdi RASHIDI^{1,*}, Najib LARAQI² and Seyed Majid SADRI¹

¹Department of Mechanical Engineering, Faculty of Engineering, Bu-Ali Sina University, Hamedan, Iran

²Laboratoire TIE, Department GTE, Universite Paris 10, EA 4415, 50 Rue de Sevres, F92410 Ville d'Avray, France

(*Corresponding author; e-mail: mm.rashidi@usherbrooke.ca, mm_rashidi@yahoo.com)

Received: 24 January 2012, Revised: 12 March 2012, Accepted: 30 October 2012

Abstract

In this study, the problem of boundary-layer flow of a micropolar fluid through a porous channel is dealt with. The flow occurs due to suction and injection at the walls of the channel. The micropolar fluid fills the space inside the channel. The similarity transformations are applied to reduce governing partial differential equations (PDEs) to a set of nonlinear coupled ordinary differential equations (ODEs) in dimensionless form. An efficient mathematical technique, called the differential transform method (DTM), is used to solve the nonlinear differential equations governing the problem in the form of series with easily computable terms. Graphical results are presented to investigate the influence of the pertinent parameters on the velocity and micro-rotation. The results illustrate the reliability and the performance of the DTM in comparison with the numerical method (fourth-order Runge-Kutta) in solving this problem.

Keywords: Micropolar fluid, differential transform method (DTM), boundary-layer, similarity transformation

Introduction

A micropolar fluid is the fluid with internal structures in which coupling between the spin of each particle and the macroscopic velocity field is taken into account. The classical theories of continuum mechanics are inadequate to explicit the microscopic manifestations of such complex hydrodynamic behavior. The dynamics of micropolar fluids originated from the theory of Eringen [1] and have been a popular area of research for the last few decades as this class of fluids represents mathematically many industrially important fluids that may be applied to explain the flow of colloidal suspensions [2], liquid crystals [3], human and animal blood [4] and many other situations. Interesting aspects of theory and applications of micropolar fluids are dealt with in the books by Eringen [5] and Lukaszewicz [6]. The boundary-layer flow of a Newtonian fluid through a porous channel is studied by Berman [7]. He obtained a self similar exact solution of the

problem. This solution of Newtonian fluid was further generalized in the references [8-11]. Vafai and Tien [12] studied the boundary and inertia effects in a porous media. Later, mixed heat transfer in porous media was studied by Tien and Vafai [13]. The suction flow in a channel for an upper-convected Maxwell fluid is presented by Choi *et al.* [14]. Ahmadi [15] presented solutions for the flow of a micropolar fluid past a semi-infinite plate taking into account micro-inertia effects using a Runge-Kutta shooting method with Newtonian iteration. Rees and Pop [16] studied free convection boundary-layer flow of micropolar fluids from a vertical flat plate. Char and Chang [17] have studied laminar free convection flow of micropolar fluids from a curved surface using a cubic spline collocation method. Free convection boundary layer flows past vertical and horizontal surfaces embedded in a porous medium, in which the flow is generated by Newtonian heating were

considered by Lesnic *et al.* [18]. Rees and Pop [19] studied the effect of adopting a two-temperature model of microscopic heat transfer on the vertical free convection boundary-layer flow in a porous medium. There are several attempts available in

literature by various authors who successfully describe the micropolar fluid [20-24]. Recently, Sajid *et al.* [25] studied the boundary-layer flow of a micropolar fluid through a porous channel with suction and injection at the walls of the channel.

Nomenclature

DTM	differential transform method
f	velocity fields
g	micro-rotation
H	width of porous channel
j	microinertial per unit mass
k	vortex viscosity, permeability
N	micro-rotation or angular velocity in the xy plane, series size
Re	Reynolds number
u	x – component velocity
v	y – component velocity
V	uniform velocity at the wall
x	horizontal coordinate
y	vertical coordinate

Greek symbols

γ	spin gradient viscosity
μ	dynamic viscosity
ν	kinematic viscosity
ρ	density

In this paper, the basic idea of the DTM is introduced and then ordinary non-linear differential equations are solved with the DTM. The method gives rapidly convergent series with specific significant features for each scheme.

Mathematical formulation

Let us consider an incompressible micropolar fluid through a porous channel of width H . The x -axis is along the centerline of the channel, parallel to the channel surfaces and the y -axis is perpendicular to it. The porous surfaces are at $y = \pm H/2$. The flow is symmetric about both the x and y axes. In the permeable walls, the proper relation between the velocity, v , and the actual permeability, k , is given by Darcy's law

$$v = -\frac{k}{\mu} \frac{dp}{dx}, \quad (1)$$

where p is the pressure drop across the permeable wall of thickness h . It is clear that increasing the speed of the permeable wall, causes greater pressure difference between the two sides of the permeable wall. In this work we assume pressure drop is constant and so we have constant velocity at the wall boundaries. So, the fluid is either injected into the channel or extracted out at a uniform velocity $V/2$ (the velocity $V > 0$ corresponds to the suction and $V < 0$ for injection). There is no pressure gradient. A schematic diagram of the problem is shown in **Figure 1**. The equations which govern the boundary-layer flow of a micropolar fluid are [25].

$$\frac{\partial u}{\partial x} + \frac{\partial v}{\partial y} = 0, \quad (2)$$

$$u \frac{\partial u}{\partial x} + v \frac{\partial u}{\partial y} = \left(\nu + \frac{k}{\rho} \right) \frac{\partial^2 u}{\partial y^2} + \frac{k}{\rho} \frac{\partial N}{\partial y}, \quad (3) \quad u \frac{\partial N}{\partial x} + v \frac{\partial N}{\partial y} = \frac{\gamma}{\rho j} \frac{\partial^2 N}{\partial y^2} - \frac{k}{\rho j} \left(2N + \frac{\partial u}{\partial y} \right). \quad (4)$$

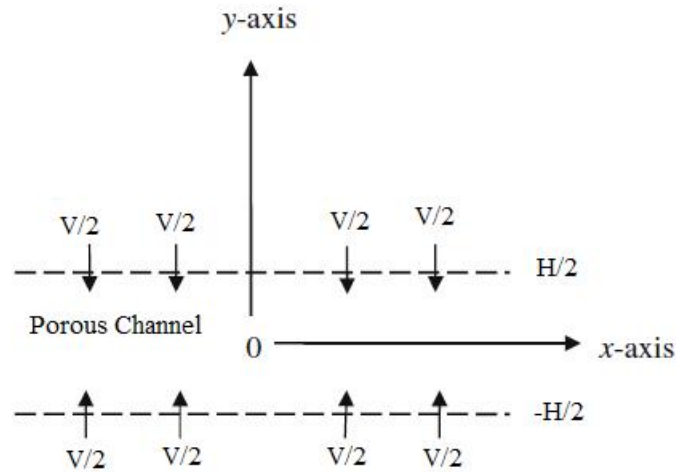


Figure 1 Geometry of the porous channel.

Here, γ is assumed to be [16]

$$\gamma = \left(\mu + \frac{k}{2} \right) j, \quad (5)$$

in which μ is the dynamic viscosity and we take $j = H^2$ to be the reference length. As pointed out by Ahmadi [15] relation (5) is invoked to allow Eq. (2) - (4) to predict the correct behaviour in the

limiting case when the microstructure effects become negligible and in this case micro-rotation reduces to the angular velocity, by assuming that the microelements close to the wall are unable to rotate [26]. In this case there is the strong concentration of microelements [27]. The appropriate boundary conditions are

$$\begin{aligned} \frac{\partial u}{\partial y} = v = \frac{\partial N}{\partial y} = 0 \quad \text{at} \quad y = 0, \\ v = \frac{V}{2}, \quad N = 0 \quad \text{at} \quad y = \frac{H}{2}. \end{aligned} \quad (6)$$

Introducing [25]

$$x^* = \frac{x}{H}, \quad y^* = \frac{y}{H}, \quad u = -Vx^* f'(y^*), \quad v = Vf(y^*), \quad N = \frac{Vx^*}{H} g(y^*). \quad (7)$$

Eq. (2) is automatically satisfied and Eq. (3) - (6) give

$$(1 + K) f''' + \text{Re} (f'^2 - ff'') - Kg' = 0, \quad (8)$$

$$\left(1 + \frac{K}{2}\right)g'' - \text{Re}(fg' - g'f') - K(2g - f'') = 0, \quad (9)$$

$$f = 0, \quad f'' = 0, \quad g' = 0 \quad \text{at} \quad y = 0,$$

$$f = \frac{1}{2}, \quad g = 0 \quad \text{at} \quad y = \frac{1}{2}, \quad (10)$$

where

$$\text{Re} = \frac{HV}{\nu}, \quad K = \frac{k}{\mu}, \quad (11)$$

and $\text{Re} > 0$ holds for suction and $\text{Re} < 0$ corresponds to injection.

The differential transform method

Most scientific problems and phenomena are modeled by non-linear ordinary or partial differential equations. Therefore, the study of the various methods used for solving the non-linear differential equations is a very important topic for the analysis of engineering practical problems. There are various techniques for solving non-linear problems, e.g. Adomian decomposition method (ADM) [28,29], homotopy perturbation method (HPM) [30-34], homotopy analysis method (HAM) [35-43] and variational iteration method (VIM) [44,45].

The DTM is a semi analytical-numerical technique that is based on Taylor series expansion. The concept of DTM was first introduced by Zhou [46] in solving linear and non-linear initial value problems in electrical circuit analysis. Chen and Ho [47] developed this method for partial differential equations and Ayaz [48] applied it to a system of differential equations. The method is very powerful [49]. The DTM obtains an analytical solution in the form of a polynomial. It is different from the traditional higher order Taylor series expansion method. The Taylor series expansion method is computationally expensive for large orders. The DTM is an alternative procedure for obtaining analytic Taylor series solution of the differential equations. In recent years, the DTM has been successfully employed to solve many types of non-linear problems [50-57]. All of these successful applications verified the validity, effectiveness and flexibility of the DTM.

The transformation of a function in one variable is as follows [58]

$$F(i) = \frac{1}{i!} \left[\frac{d^i f(y)}{dy^i} \right]_{y=y_0}, \quad (12)$$

in Eq. (12) $f(y)$ is the original function and $F(i)$ is the transformed function which is called the T-function (it is also called the spectrum of the $f(y)$ at $y = y_0$ in the Ω domain). The differential inverse transformation of F is defined as

$$f(y) = \sum_{i=0}^{\infty} F(i)(y - y_0)^i. \quad (13)$$

Eq. (13) implies that the concept of the differential transformation is derived from Taylor's series expansion, but the method does not evaluate the derivatives symbolically. However, relative derivatives are calculated by an iterative procedure that is described by the transformed equations of the original functions. In real applications, the function $f(\eta)$ in Eq. (13) is expressed by a finite series and can be written as

$$f(\eta) \cong \sum_{i=0}^N F(i)(y - y_0)^i. \quad (14)$$

In this paper initial conditions are at 0 so we let $y_0 = 0$. Eq. (14) implies that $\sum_{i=N+1}^{\infty} F(i)(y - y_0)^i$ is negligibly small, when N is large.

The fundamental mathematical operations performed by DTM are listed in **Table 1**.

Table 1 The fundamental operations of differential transform method.

Original function	Transformed function
$f(y) = g(y) \pm h(y)$	$F(i) = G(i) \pm H(i)$
$f(y) = c g(y)$	$F(i) = c G(i)$
$f(y) = \frac{d^n g(y)}{dy^n}$	$F(i) = \frac{(i+n)!}{i!} G(i+n)$
$f(y) = \frac{d^n g(y)}{dy^n} \frac{d^m h(y)}{dy^m}$	$F(i) = \sum_{l=0}^i \frac{(l+n)!}{l!} G(l+n) \frac{(i-l+m)!}{(i-l)!} H(i-l+m)$
$f(y) = g(y)h(y)$	$F(i) = \sum_{l=0}^i G(l)H(i-l)$

Taking differential transformations of Eq. (8) and Eq. (9), we obtain

$$F(i+3) = \frac{-1}{(i+3)(i+2)(i+1)(1+K)} \left[\text{Re} \sum_{r=0}^i (r+1)(i-r+1)F(r+1)F(i-r+1) \right. \\ \left. - \text{Re} \sum_{r=0}^i (i-r+2)(i-r+1)F(i-r+2)F(r) - K(i+1)G(i+1) \right], \quad (15)$$

$$G(i+2) = \frac{1}{(i+2)(i+1)(1+\frac{K}{2})} \left[\text{Re} \sum_{r=0}^i (i-r+1)F(r)G(i-r+1) \right. \\ \left. - \text{Re} \sum_{r=0}^i (r+1)F(r+1)G(i-r) + 2KG(i) - K(i+2)(i+1)F(i+2) \right], \quad (16)$$

where $F(i)$ and $G(i)$ are the differential transformations of $f(y^*)$ and $g(y^*)$ respectively. The transformation of the boundary conditions are

$$F(0) = 0, \quad F(1) = \alpha, \quad F(2) = 0, \\ G(0) = \beta, \quad G(1) = 0, \quad (17)$$

where α, β are constants to be determined by imposing the end interval conditions stated in Eq. (10). So, for computing their value, the problem is solved with initial conditions (17) and then the boundary conditions (10) are applied

$$F\left(\frac{1}{2}\right) = \frac{1}{2} \quad \text{or} \quad \sum_{i=0}^N \left(\frac{1}{2}\right)^i F(i) = \frac{1}{2}, \\ g\left(\frac{1}{2}\right) = 0 \quad \text{or} \quad \sum_{i=0}^N \left(\frac{1}{2}\right)^i G(i) = 0. \quad (18)$$

Solving the two above equations simultaneously α, β are obtained.

For $N = 10$ the solution of Eq. (8) and Eq. (9) (using the DTM) are as follows

$$\begin{aligned}
f(y^*) = & \alpha y^* - \frac{\text{Re} \alpha^2}{6(1+K)} (y^*)^3 + \frac{K(2K\beta - \text{Re} \alpha \beta)}{24(1+\frac{K}{2})(1+K)} (y^*)^4 \\
& + \frac{K^2 \text{Re} \alpha^2}{120(1+\frac{K}{2})(1+K)^2} (y^*)^5 - \frac{1}{120(1+K)} \left(-\frac{K \text{Re} \alpha (2K\beta - \text{Re} \alpha \beta)}{6(1+\frac{K}{2})(1+K)} \right. \\
& \left. - K \left(\frac{K(2K\beta - \text{Re} \alpha \beta)}{(1+\frac{K}{2})} - \frac{K^2(2K\beta - \text{Re} \alpha \beta)}{2(1+\frac{K}{2})(1+K)} + \frac{\text{Re} \alpha (2K\beta - \text{Re} \alpha \beta)}{(1+\frac{K}{2})} \right) \right. \\
& \left. - \text{Re} \left(-\frac{\text{Re} \alpha^2 \beta}{2(1+K)} + \frac{\alpha(2K\beta - \text{Re} \alpha \beta)}{2(1+\frac{K}{2})} \right) / 3(1+\frac{K}{2}) \right) (y^*)^6 \\
& + \dots,
\end{aligned} \tag{19}$$

$$\begin{aligned}
g(y^*) = & \beta + \frac{(2K\beta - \text{Re} \alpha \beta)}{2(1+\frac{K}{2})} (y^*)^2 + \frac{K \text{Re} \alpha^2}{6(1+\frac{K}{2})(1+K)} (y^*)^3 \\
& + \frac{1}{12(1+\frac{K}{2})} \left(\frac{K(2K\beta - \text{Re} \alpha \beta)}{(1+\frac{K}{2})} - \frac{K^2(2K\beta - \text{Re} \alpha \beta)}{2(1+\frac{K}{2})(1+K)} + \frac{\text{Re} \alpha (2K\beta - \text{Re} \alpha \beta)}{(1+\frac{K}{2})} \right. \\
& \left. - \text{Re} \left(-\frac{\text{Re} \alpha^2 \beta}{2(1+K)} + \frac{\alpha(2K\beta - \text{Re} \alpha \beta)}{2(1+\frac{K}{2})} \right) \right) (y^*)^4 + \frac{1}{20(1+\frac{K}{2})} \left(-\frac{K^3 \text{Re} \alpha^2}{6(1+\frac{K}{2})(1+K)^2} \right. \\
& \left. + \frac{K^2 \text{Re} \alpha^2}{3(1+\frac{K}{2})(1+K)} + \frac{K \text{Re} \alpha^3}{2(1+\frac{K}{2})(1+K)} - \text{Re} \left(\frac{K \text{Re} \alpha^3}{6(1+\frac{K}{2})(1+K)} + \frac{K\beta(2K\beta - \text{Re} \alpha \beta)}{6(1+\frac{K}{2})(1+K)} \right) \right) (y^*)^5 \\
& + \dots.
\end{aligned} \tag{20}$$

The Eq. (19) and Eq. (20) have sufficient accuracy. On the other hand, if the order of series size increases, the accuracy of the solution increases.

Results and discussion

The ordinary differential Eq. (8) and Eq. (9), with the boundary conditions (10) are solved numerically using forth-order Runge-Kutta

scheme. For Reynolds number $\text{Re} = -10$ and $\text{Re} = 10$, the velocity fields $f(y^*)$ and micro-rotation $g(y^*)$ obtained by the different order of approximation for $K = 4$ are compared with the numerical results in **Tables 2** and **3**, respectively. We can see a very good agreement between the analytic results of the DTM and numerical results.

Table 2 The analytic results of $f(y^*)$ at different orders of approximation compared with the numerical results, when $K = 4$.

Re	y	5th-order	10th-order	Numerical
-10	0.0	0.000000	0.000000	0.000000
	0.1	0.093136	0.093130	0.093130
	0.2	0.187999	0.187986	0.187986
	0.3	0.286308	0.286289	0.286289
	0.4	0.389758	0.389738	0.389738
	0.5	0.500000	0.500000	0.500000
10	0.0	0.000000	0.000000	0.000000
	0.1	0.109493	0.109488	0.109488
	0.2	0.216580	0.216571	0.216571
	0.3	0.318890	0.318876	0.318876
	0.4	0.414107	0.414093	0.414093
	0.5	0.500000	0.500000	0.500000

Table 3 The analytic results of $g(y^*)$ at different orders of approximation compared with the numerical results, when $K = 4$.

Re	y	5th-order	10th-order	Numerical
-10	0.0	0.026357	0.026444	0.026444
	0.1	0.026734	0.026824	0.026824
	0.2	0.026352	0.026450	0.026450
	0.3	0.023034	0.023142	0.023142
	0.4	0.014805	0.014905	0.014905
	0.5	0.000000	0.000000	0.000000
10	0.0	-0.084492	-0.085347	-0.085347
	0.1	-0.083533	-0.084383	-0.084383
	0.2	-0.078453	-0.079291	-0.079291
	0.3	-0.065708	-0.066507	-0.066507
	0.4	-0.041202	-0.041840	-0.041840
	0.5	0.000000	0.000000	0.000000

Figures 2 and **3** show comparison between the numerical solutions obtained by the fourth-order Runge–Kutta method and the DTM solution for $f(y^*)$ at Reynolds number $Re = 10$ (suction) and $Re = -10$ (injection), respectively, over a range of K . From the graphs, it is very clear that unlike the previous solutions [25] the present solution agrees well with the obtained numerical solution over a wide range of Re . One can obtain the DTM solution for $Re > 10$ or $Re < -10$ by increasing

N . **Figure 4** illustrates the micro-rotation $g(y^*)$ for different values of K at Reynolds number $Re = 10$ (suction) and **Figure 5** shows the effect of parameter K on the velocity component $f(y^*)$. **Figures 6** and **7** show the analytical solutions of velocity components in the x –direction and y –direction at $x^* = 0.5$ when $H = 1$, $V = 2$, $Re = 10$ and $K = 6$, respectively.

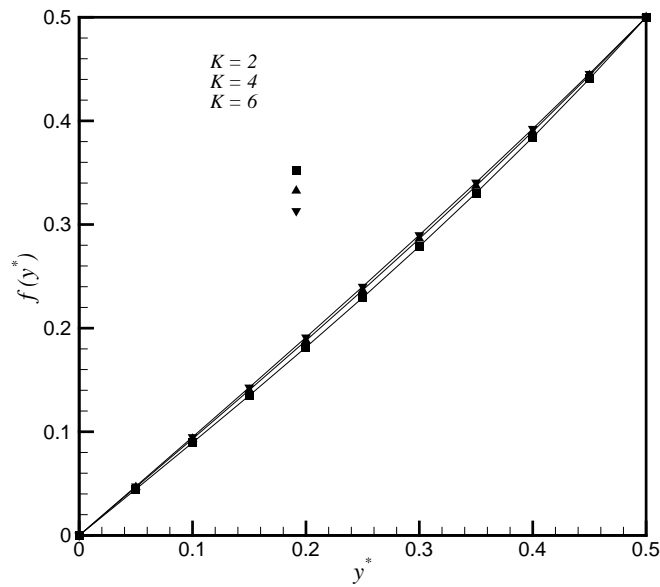


Figure 2 Comparison between the numerical and the analytical velocity fields $f(y^*)$ shown over a range of K at $Re = -10$: (symbol) numerical results and (solid line) DTM.

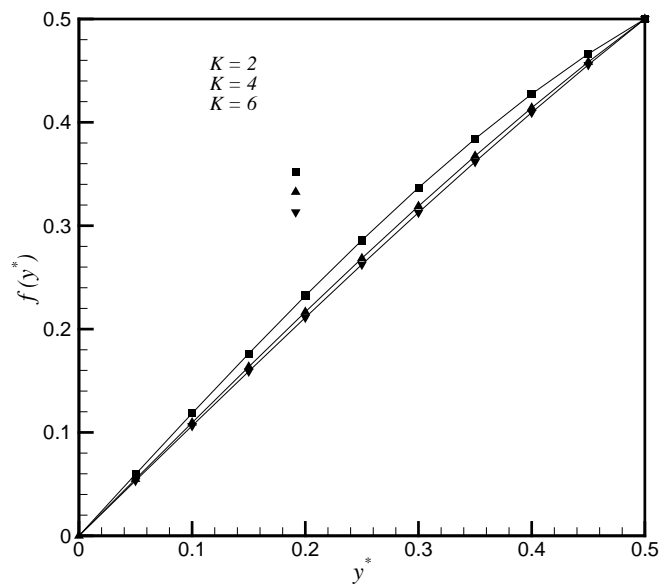


Figure 3 Comparison between the numerical and the analytical velocity fields $f(y^*)$ shown over a range of K at $Re = 10$: (symbol) numerical results and (solid line) DTM.

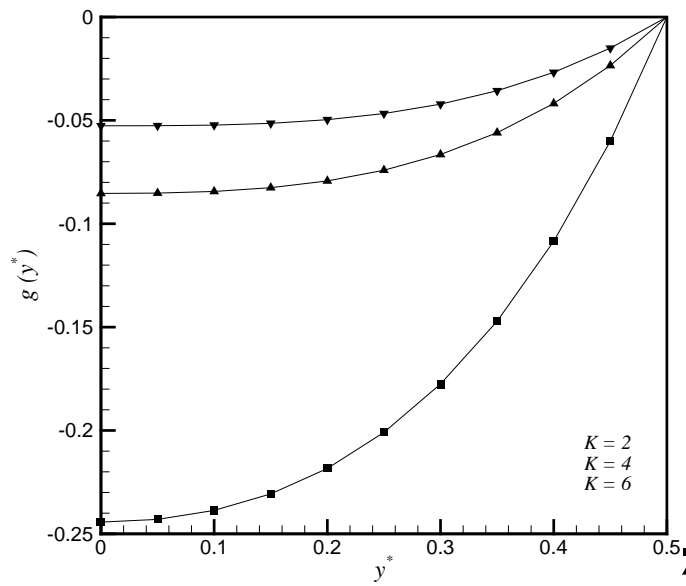


Figure 4 Comparison between the numerical and the analytical micro-rotation $g(y^*)$ shown over a range of K at $Re = 10$: (symbol) numerical results and (solid line) DTM.

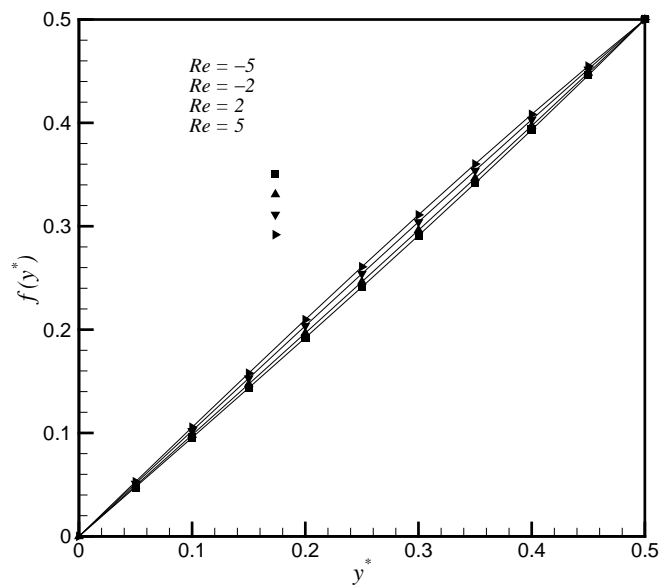


Figure 5 Comparison between the numerical and the analytical velocity fields $f(y^*)$ shown over a range of Re at $K = 3$: (symbol) numerical results and (solid line) DTM.

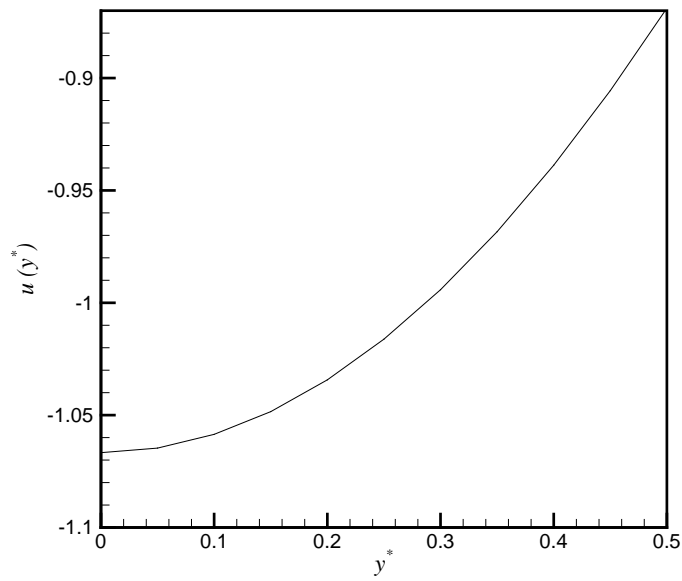


Figure 6 Analytical solution of the velocity component in the x -direction $u(x^*, y^*)$, when $x^* = 0.5$, $Re = 10$ and $K = 6$.

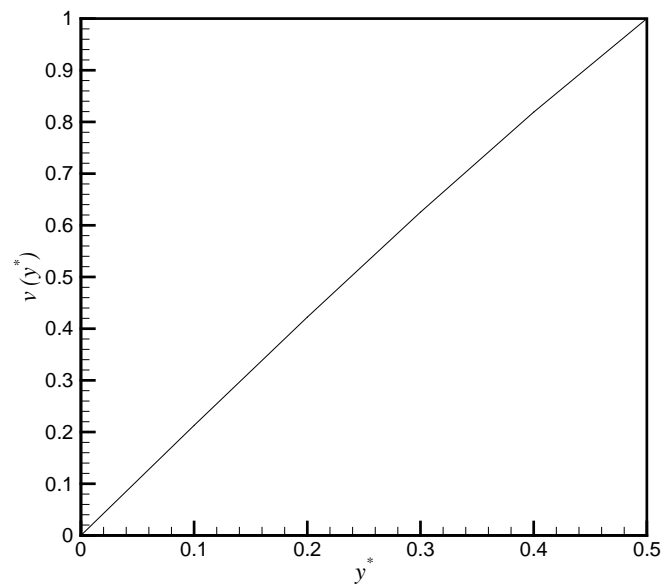


Figure 7 Analytical solution of the velocity component in the y -direction $v(x^*, y^*)$, when $x^* = 0.5$, $Re = 10$ and $K = 6$.

Conclusions

In this paper, the DTM is employed to study the boundary-layer flow of a micropolar fluid through a porous channel. The main advantage of using a micropolar fluid model to study the boundary-layer flow in comparison with other classes of non-Newtonian fluids is that it takes care of the rotation of fluid particles by means of an independent kinematic vector called the micro-rotation vector. The reduced system of coupled ordinary differential equations is solved using DTM. The validity of our analytic solution is verified by numeric results. The results show that the DTM does not require small parameters in the equations, so the limitations of the traditional perturbation methods can be eliminated. The reliability of the method and reduction in the size of computational domain give this method a wider applicability. Therefore, this method can be applied to many nonlinear integral and differential equations without linearization, discretization or perturbation.

Acknowledgements

We express our gratitude to the anonymous referees for their constructive reviews of the manuscript and for helpful comments.

References

- [1] AC Eringen. Theory of micropolar fluids. *Int. J. Math. Mech.* 1966; **16**, 1-18.
- [2] B Hadimoto and T Tokioka. Two-dimensional shear flows of linear micropolar fluids. *Int. J. Eng. Sci.* 1969; **7**, 515-22.
- [3] FL Wood, M Benchaitra and S Friberg. Study of lyotropic liquid crystals in viscometric flow and clastohydrodynamic contact. *ASLE Tri. Trans.* 1987; **30**, 539-48.
- [4] T Ariman, MA Turk and ND Sylvester. Microcontinuum fluid mechanics - a review. *Int. J. Eng. Sci.* 1974; **12**, 273-93.
- [5] AC Eringen. *Microcontinuum Field Theories II. Fluent Media*, Springer, New York, 2001.
- [6] G Lukaszewicz. *Micropolar Fluids. Theory and Applications*, Basel. Birkhauser, 1999.
- [7] AS Berman. Laminar flow in a channel with porous walls. *J. Appl. Phys.* 1953; **24**, 1232-5.
- [8] A Desseaus. Influence of a magnetic field over a laminar viscous flow in a semi-porous channel. *Int. J. Eng. Sci.* 1999; **37**, 1781-94.
- [9] WA Robinson. The existence of multiple solutions for the laminar flow in a uniformly porous channel with suction at both walls. *J. Eng. Math.* 1976; **10**, 23-40.
- [10] SW Yuan. Further investigation of laminar flow in channels with porous walls. *J. Appl. Phys.* 1956; **27**, 267-9.
- [11] MB Zatorska, PG Drazin and WHH Banks. On the flow of a viscous fluid driven along a channel by suction at porous walls. *Fluid Dyn. Resour.* 1988; **4**, 151-78.
- [12] K Vafai and CL Tien. Boundary and inertia effects on flow and heat transfer in porous media. *Int. J. Heat Mass Trans.* 1981; **24**, 195-203.
- [13] CL Tien and K Vafai. Convective and radiative heat transfer in porous media. *Adv. Appl. Mech.* 1989; **27**, 225-81.
- [14] JJ Choi, Z Rusak and JA Tichy. Maxwell fluid suction flow in a channel. *J. Non-Newtonian Fluid Mech.* 1999; **85**, 165-87.
- [15] G Ahmadi. Self-similar solution of incompressible micropolar boundary layer flow over a semi-infinite plate. *Int. J. Eng. Sci.* 1976; **14**, 639-46.
- [16] DAS Rees and I Pop. Free convection boundary layer flow of micropolar fluid from a vertical flat plate. *J. Appl. Math.* 1998; **61**, 179-97.
- [17] MI Char and CL Chang. Laminar free convection flow of micropolar fluids from a curved surface. *J. Appl. Phys.* 1995; **28**, 1324-31.
- [18] D Lesnic, DB Ingham and I Pop. Free convection from a horizontal surface in a porous medium with Newtonian heating. *J. Porous Media.* 2000; **3**, 227-35.
- [19] DAS Rees and I Pop. Vertical free convective boundary-layer flow in a porous medium using a thermal nonequilibrium model. *J. Porous Media.* 2000; **3**, 31-44.
- [20] F Shahzad, M Sajid, T Hayat and M Ayub. Analytic solution for flow of a micropolar fluid. *Acta Mechanica.* 2007; **188**, 93-102.
- [21] T Hayat, S Saif and Z Abbas. Mixed convection flow of a micropolar fluid over a non-linearly stretching sheet. *Phys. Lett. A* 2008; **372**, 637-47.

- [22] T Hayat and N Ali. Effects of an endoscope on peristaltic flow of a micropolar fluid. *Math. Comput. Modell.* 2008; **48**, 721-33.
- [23] M Sajid, N Ali and T Hayat. On exact solutions for thin film flows of micropolar fluid. *Commun. Nonlinear Sci. Numer. Simul.* 2009; **14**, 451-61.
- [24] F Shahzad, T Hayat, M Ayub and S Asghar. Unsteady MHD flow due to noncoaxial rotations of micropolar fluid and an accelerated disk with partial slip condition. *Numer. Meth. Part. Differ. Equat.* 2010; **26**, 176-87.
- [25] M Sajid, Z Abbas and T Hayat. Homotopy analysis for boundary layer flow of a micropolar fluid through a porous channel. *J. Appl. Math. Modell.* 2009; **33**, 4120-5.
- [26] SK Jena and MN Mathur. Similarity solutions for laminar free convection flow of a thermo-micropolar fluid past a nonisothermal flat plate. *Int. J. Eng. Sci.* 1981; **19**, 1431-9.
- [27] GS Guram and AC Smith. Stagnation flows of micropolar fluids with strong and weak interactions. *J. Comput. Math. Appl.* 1980; **6**, 213-33.
- [28] J Biazar, E Babolian and R Islam. Solution of a system of Volterra integral equations of the first kind by Adomian method. *J. Appl. Math. Comput.* 2003; **139**, 249-58.
- [29] HS Goghary, Sh Javadi and E Babolian. Restarted Adomian method for system of nonlinear Volterra integral equations. *J. Appl. Math. Computa.* 2005; **161**, 745-51.
- [30] JH He. Homotopy perturbation technique. *J. Applied Math. Comput.* 1999; **178**, 257-62.
- [31] JH He. A coupling method of a homotopy technique and a perturbation technique for non-linear problems. *Int. J. Non-Linear Mech.* 2000; **35**, 37-43.
- [32] JH He. Homotopy perturbation method: A new nonlinear analytical technique. *J. Appl. Math. Comput.* 2003; **135**, 73-9.
- [33] JH He. Comparison of homotopy perturbation method and homotopy analysis method. *J. Appl. Math. Comput.* 2004; **156**, 527-39.
- [34] DD Ganji, M Esmailpour and E Mohseni. Application of the homotopy perturbation method to micropolar flow in a porous channel. *J. Porous Media.* 2009; **12**, 451-9.
- [35] S Abbasbandy. The application of homotopy analysis method to nonlinear equations arising in heat transfer. *Phys. Lett. A* 2006; **360**, 109-13.
- [36] S Dinarvand, A Doosthoseini, E Doosthoseini and MM Rashidi. Series solutions for unsteady laminar MHD flow near forward stagnation point of an impulsively rotating and translating sphere in presence of buoyancy forces. *Nonlinear Anal. Real World Appl.* 2009; **11**, 1159-69.
- [37] SJ Liao. 1992, The Proposed Homotopy Analysis Technique for the Solution of Nonlinear Problems, Ph.D. Thesis. Shanghai Jiao Tong University, Shanghai, China.
- [38] SJ Liao. Beyond Perturbation: Introduction to the Homotopy Analysis Method. Boca Raton. Chapman & Hall/CRC Press, 2003.
- [39] MM Rashidi and S Dinarvand. Purely analytic approximate solutions for steady three-dimensional problem of condensation film on inclined rotating disk by homotopy analysis method. *Nonlinear Anal. Real World Appl.* 2009; **10**, 2346-56.
- [40] MM Rashidi and E Erfani. New analytical method for solving Burgers' and nonlinear heat transfer equations and comparison with HAM. *Comput. Phys. Commun.* 2009; **180**, 1539-44.
- [41] MM Rashidi, G Domairry and S Dinarvand. Approximate solutions for the Burger and regularized long wave equations by means of the Homotopy analysis method. *Commun. Nonlinear. Numerical Simul.* 2009; **14**, 708-17.
- [42] T Hayat, N Ahmed, M Sajid and S Asghar. On the MHD flow of a second grade fluid in a porous channel. *Comput. Math. Appl.* 2007; **54**, 407-14.
- [43] T Hayat, N Ahmed and M Sajid. Analytical solution for MHD flow of a third order fluid in a porous channel. *J. Comput. Appl. Math.* 2008; **214**, 572-82.
- [44] MM Rashidi and H Shahmohamadi. Analytical solution of three-dimensional Navier-Stokes equations for the flow near an infinite rotating disk. *Commun. Nonlinear. Numer. Simul.* 2009; **14**, 2999-3006.
- [45] SQ Wang and JH He. Variational iteration method for solving integro-differential equations. *J. Phys.* 2007; **367**, 188-91.

- [46] JK Zhou. Differential Transformation and Its Applications for Electrical Circuits (*in Chinese*). Huazhong University Press, Wuhan, China, 1986.
- [47] CK Chen and SH Ho. Solving partial differential equations by two dimensional differential transform method. *J. Appl. Math. Comput.* 1999; **106**, 171-9.
- [48] F Ayaz. Solutions of the systems of differential equations by differential transform method. *J. Appl. Math. Comput.* 2004; **147**, 547-67.
- [49] IH Hassan Abdel-Halim. Comparison differential transformation technique with Adomian decomposition method for linear and nonlinear initial value problems. *Chaos. Solitons Fractals.* 2008; **36**, 53-65.
- [50] MM Rashidi. Differential Transform Method for Solving Two Dimensional Viscous Flow. *In: Proceedings of the International Conference on Applied Physics and Mathematics, Singapore.* 2009.
- [51] MM Rashidi. Differential Transform Method for MHD Boundary-Layer Equations: Combination of the DTM and the Padé Approximant. *In: Proceedings of the International Conference on Applied Physics and Mathematics, Singapore.* 2009.
- [52] MM Rashidi. The modified differential transform method for solving MHD boundary-layer equations. *J. Comput. Phys. Commun.* 2009; **180**, 2210-7.
- [53] MM Rashidi and E Erfani. A Novel Analytical Solution of the Thermal Boundary-Layer Over a Flat Plate with a Convective Surface Boundary Condition Using DTM-Padé. *In: Proceedings of the International Conference on Applied Physics and Mathematics, Singapore.* 2009.
- [54] MM Rashidi and SM Sadri. Solution of the laminar viscous flow in a semi-porous channel in the presence of a uniform magnetic field by using the differential transform method. *Int. J. Contemp. Math. Sci.* 2010; **5**, 711-20.
- [55] MM Rashidi and SM Sadri. New analytical solution of two-dimensional viscous flow in a rectangular domain bounded by two moving porous walls. *Int. J. Comput. Methods Eng. Sci. Mech.* 2011; **12**, 26-33.
- [56] MM Rashidi, DD Ganji and SM Sadri. New analytical solution of stagnation point flow in a porous medium. *J. Porous Media.* 2011; **14**, 1125-35.
- [57] MM Rashidi, N Laraqi and SM Sadri. A novel analytical solution of mixed convection about an inclined flat plate embedded in a porous medium using the DTM-Padé. *Int. J. Therm. Sci.* 2010; **49**, 2405-12.
- [58] A Arikoglu and I Ozkol. Solution of differential-difference equations by using differential transform method. *Int. J. Appl. Math. Comput.* 2006; **181**, 153-62.