

Total Gastrectomy and Roux-en-Y Jejunal Reconstruction : Experimental Surgery

Dhanes Rangsrakajee (ธนศ รัชชชี) 1, Vajaraphong Buddhisawasdi (วัชรพงศ์ พุทธิสวัสดิ์) 2, Thong-Ueb Uttaravichien (ทองอวบ อุดรวิเชียร) 3

Small animals such as lewis rats and microsurgery can be used as important tools in experimental surgery^{1,2,3} From September 15 to October 15, 1989, twenty-five lewis rats were operated upon by a surgeon in training who had no previous experience in microsurgery. Total gastrectomy and Roux-en-Y jejunal reconstruction was performed under 10 magnification microscope^{1,9,10} and open ether anaesthesia.^{4,5,6,7,8} Fifteen rats survived the operation till after 28th post operative day. Three died during the intraoperative and seven during the post operative periods. Autopsies were performed in all ten deaths and causes of death were established; Intraoperative hypovolemia in 3, post operative haemoperitoneum in 1, post operative pneumonia in 6, of these 2 were aspirated pneumonia.




This study illustrates the potentiality of using small animals such as lewis rat in experimental surgery; the results of surgical procedure, the physiological response and the cause of death can be studied. The cost is relatively low and the pre and post operative care for scientific data collection are simpler. Moreover invaluable microsurgical and anaesthetic skills on small animals can be gained by the trainee during the procedure.

[... Full text.](#)

Article Option

-  Abstract
-  Fulltext
-  PDF File

Another articles
in this topic collection

-  Current concept in management of cholangiocarcinoma (โรคมะเร็งท่อน้ำดี (Cholangiocarcinoma))
-  Comparative Study Between the Conventional Endoscopic Cholecystectomy of Patient with Gall Stone using the Operative Assistants and Endoscopic Cholecystectomy using the new Innovated Adjustable Telescopic Holder (การศึกษาเปรียบเทียบการผ่าตัดนิ่วในถุงน้ำดีกล้องวิดีโอทัศนด้วยการใช้เครื่องมือช่วยจับถือกล้องวิดีโอทัศน (Adjustable Telescopic Holder) ที่ประดิษฐ์ขึ้นเองกับการใช้ผู้ช่วยผ่าตัดถือกล้องวิดีโอทัศน)
-  Laparoscopic Cholecystectomy (การผ่าตัดถุงน้ำดีทางกล้องวิดีโอทัศน)

[<More>](#)

This article is under
this collection.

-  Surgery